



# 3<sup>rd</sup> BULLETIN

## 7<sup>th</sup> EUROGYM 2010

10 - 16 JULY IN ODENSE, DENMARK

[www.eurogym2010.com](http://www.eurogym2010.com)



## Table of contents:

President of the OC - Jytte Storm .....	3
President of CGG/UEG- Detlef Mann .....	3
Life in Odense .....	4
Daily essentials .....	5
Accommodation .....	5
Catering .....	9
Kongens Have .....	11
Medical aid .....	12
Group Agenda .....	12
Program .....	12
Meetings.....	17
Receptions.....	17
Performances and Coast city performances.....	17
Merchandise.....	19
Sale of Gymnastics Equipment .....	19
Practical information .....	19
Presentation of the keypersons during the 7th EUROGYM 2010 .....	20
Secretariat .....	20

Odense and Eurogym-organising committee with all the keypersons are looking forward to seeing you in two weeks!

## President of the OC:

The Danish Gymnastics Federation has the pleasure to send you the third Bulletin of the 7th EUROGYM 2010 in Odense.

We are happy to announce, that 24 countries and 4.104 participants have definitively registered for the 7<sup>th</sup> EUROGYM 2010 arrival in July 2010.

Young people from 12 years and older, passionate about gymnastics, will take part in lots of workshops and performances.

Not just the Organizing Committee and the volunteers, but also the whole population of Odense is looking forward to receiving you, our guests from all over Europe.

Tension is growing day by day, but before long we will join around UEG/Gymnastics for All, to make sure that this last year of preparation will turn into a great week of:

**FUN AND FAIRYTALES**

See you soon in Odense

Regards

**Jytte Storm**



## President of TC GfA/UEG:

Dear Gymnastics friends from all over Europe,

The "7<sup>th</sup> EUROGYM 2010" will be held during the 10<sup>th</sup> to 16<sup>th</sup> July 2010 in the wonderful city of the fairytale writer Hans Christian Andersen.

More than 4.100 participants from 24 European National Gymnastics Federations have registered – the success story of the European Gymnastics Festival for youth continues.

The Technical Committee for Gymnastics for All of the UEG had many meetings with the Local Organizing Committee and there was a good and nice atmosphere during the entire preparation. I'm convinced that the Local Organizers will be very well prepared to welcome this mass of young, peaceful and enthusiastic people from all parts of Europe.



Odense is the third largest city of Denmark, which is a safe and peaceful country with a strong focus on culture and a vibrant student life. The city offers a lot of very nice buildings and places, which are perfect for hosting the European Gymnastics Family.

I'm sure that all participants – young gymnasts, coaches, trainers, lecturers, visitors – will have a nice and relaxed time in Odense.

I wish you all a good journey to Odense and an unforgettable time in Odense.

See you in Odense.

### **Detlef Mann**

President of the Technical Committee for  
Gymnastics for All of the UEG

### **Life in Odense**

Odense is the heart of Denmark, located on the second largest of Denmark's 500 islands. The city lies on the Odense River, close to Odense Fjord. The river winds its way through the townscape. The river also flows past Odense Zoo where you, as a participant of the 7<sup>th</sup> EUROGYM 2010, will spend Monday evening, in a great atmosphere and with lots of gymnastic experiences.

Besides all the wonderful gymnastics experiences the city of Odense will offer you a chance to visit its beautiful gardens and parks, cozy cafes and narrow cobbled streets. Take a little time out and enjoy some of the many green oases, which you will find even in the center of the city.

The average day temperature on Funen in July is +20 C degrees, and it rains on average 10 days in July. Be prepared to protect yourself against the sun (sunscreen, hats, t-shirts, sunglasses) when needed. But also rainwear can be necessary.

Tap water is drinkable in Odense. It is always good to drink water during a hot, sunny day, especially when you are exercising and performing.

### **Reminder**

Alcohol and drugs are strictly forbidden during the event. During the week the participants are entirely under the responsibility of their group leader.



## Daily essentials Transportation

### Arrivals and departures:

At the airport or central station in Odense you will meet guides, equipped with 7<sup>th</sup> EUROGYM 2010 signs.

- At arrival you will be picked up from the airport / central station, provided that you have announced your arrival, and we have a transportation agreement. You will be brought directly to your accommodations.
- At all airports (Copenhagen, Billund and Hamburg) and at the central station in Odense, you will meet 7<sup>th</sup> EUROGYM 2010 guides, who will help you out.
- On Departure you will be taken to the airport/ central station, if you have announced your departure, and we have a transportation agreement.

### Workshops:

- Every morning you will be offered transportation by bus directly to the workshops (If you live very close to the workshop area you will be asked to walk)
- Longest driving time, school to workshop is 20 min
- Each day after lunch there will be transportation directly from workshops to Odense Center (Kongens Have)

### Public buses:

- Those of you, who have time off, are offered free transportation by the public buses.
- Your accreditation card allows you on board public buses as well as the special buses.

### Schools:

- On your school (in the morning – the first two days) there will be a transportation guide to help you out.
- During the afternoon there will be four “EUROGYM buslines” (red, green, yellow and blue) covering transports for all schools, and departing from “Kongens Have” every half hour
- After the evening events, the “EUROGYM buslines” will drive from the event to the schools
- On Monday there will be buses from “Kongens Have” to the Zoo. Hop on one of these or take a nice walk along the river
- On Wednesday there will be buses from “Kongens Have” to the Gala performance site
- Those of you who have signed up for an extra performance (coast city), will be picked up after lunch.
- Find more information on transport on your “Group agenda”

## Accommodations

Most of the schools are located in the South-Western part of Odense, quite near the ring road. All the schools are located relatively near the location of the workshops, performance areas and the city centre.

Within a radius of 10 km you can reach all venues.

**All participants staying at a school must bring a sleeping bag and a sleeping matt.**

We will occupy 12 schools and 5 hotels during 7<sup>th</sup> EUROGYM 2010.

Every morning you will receive your breakfast in the school from 7:00 – 9:00.

The breakfast is a bag with:

2 bread rolls, 2 small butters, cheese, jam, juice, cake, knife, plate and a serviette.

Additionally the staff at the school provides cereal with milk, yoghurt and a piece of fruit.

Protect your planet, put your rubbish in a bin.

But remember: It is very important that you are ready at the bus stop every morning, at the exact time stated in your program, for going to the workshop. All groups will get a time schedule stating these exact departure times. If you have questions about transport, please ask the responsible person at the school.

Important to know about the schools:

- Every school has only 1 entrance for use – all other doors are locked (for safety reasons)
- Every school has a notice-board with all the information you need
- Every school has a small shop where you can buy ice cream, soft drinks, water, tee, coffee, fruit, chocolate and sweets – at an affordable price
- It is not allowed to drink alcohol or smoke at the schools
- All rooms have smoke detectors. If the fire alarm is activated (unless it has reason to) the group has to pay a fine to the fire brigade: €510.
- It isn't allowed to place chairs or tables in the school corridors (fire safety)
- Every school has an emergency plan – in all languages – in case of fire, please read this at arrival.
- About rubbish: All groups will get garbage bags for the rooms at arrival
- Please note: absolutely quiet from 23:00 – 6:00.
- Remember: Close the windows and the doors to the garden when you leave and do not leave money or articles of values behind, when you leave. Deposit it at the school.

On the map you can see where the schools are placed in Odense

## Every school is marked with a number

EUROGYM -Busline      Public bus lines

- |      |                          |                  |   |
|------|--------------------------|------------------|---|
| (1)  | Risingskolen: .....      | GREEN            | 51 + 52                                   |
| (2)  | Tarup Skole:.....        | RED              | 20 + 29 + 122                             |
| (3)  | Højstrup Skole:.....     | RED              | 31 + 32                                   |
| (4)  | Provstegård Skole:.....  | RED              | 31 + 32 + 131                             |
| (5)  | Hunderup Skolen: .....   | BLUE             | 51 + 52 + 151 + 152 + 153                 |
| (6)  | Tingløkke Skolen: .....  | BLUE             | 141 + 142 + 143                           |
| (7)  | Dalum Skolen: .....      | BLUE             | 110 + 111                                 |
| (8)  | Hjalleseskolen: .....    | BLUE             | 21 + 22 + 29 + 121                        |
| (9)  | Holluf Pile Skole: ..... | YELLOW           | 81 + 82 + 161 + 162                       |
| (10) | Rosengaard Skolen:.....  | YELLOW           | 61 + 161 + 162 + 163                      |
| (11) | Munkebjerg Skolen: ..... | YELLOW<br>+ BLUE | 21 + 22 + 29 + 121 + 61 + 161 + 162 + 163 |
| (12) | Kragsskjergskolen: ..... | YELLOW           | 81 + 82                                   |

HOTELS:

In the city – very close to Kongens Have we have 4 hotels:

Bus lines: **RED LINE** and **YELLOW LINE**

Hotel Plaza

Hotel Ansgar

Hotel Windsor

Hotel Cabinn

For these 4 hotels please use the bus stop at Kongens Have (Kings Garden) – no 18 on the map.

Odense Congress Center – our EUROGYM-hotel is placed at the **YELLOW LINE** – no 13 on the map. Here is the gala going on and a lot of workshops are also placed here.

# Accommodation / Workshops / Performance Areas



## Helpers and volunteers.

A very important part of the 7<sup>th</sup> EUROGYM 2010, are all our helpers and volunteers. You will meet more than 500 people, who will be involved in the event. You can recognize a volunteer in their orange t-shirt with the text "CREW" on the back. You can at any time take contact to a volunteer for any kind of help.



## Catering


Below you can find the descriptions for the meals during the event. Kongens Have will be the place for all the dinners (marked blue in the list (Monday, Tuesday and Wednesday)). During workshops meals will be served close to the facilities, workshops taking place at Odense Idrætsspark will lead the participants to the Skøjte Hallen for lunch. The workshop participants at the Odense Congress Center will be offered lunch at Holluf Pile Hallen. Please be sure that you eat at the place described in your Group Agenda. You will not gain access unless you are at the right place.

At the Opening and Closing ceremonies cold meals will be offered next to the venue.

Protect our planet, put your rubbish in a bin.

## Meals

	Lunch (warm meal)	Dinner (cold meal)
<b>Sunday</b>	Pasta-salad with grilled turkey and bread (cold meal)	Opening Ceremony Ciabatta sandwich with chicken
<b>Monday</b>	Turkey in carry with rice and vegetables	½ croissant – and 1 Italian roll with ham and salad
<b>Tuesday</b>	Lasagne with salad and bread	Mixed salad with chicken, bread and butter
<b>Wednesday</b>	Greek meatballs with summer salad and bread	Couscous with wheat, leek piment and carrots. Lime marinated tuna fish and bread
<b>Thursday</b>	Chicken on a stick with peber and onions, rice and paprika sauce	Closing Ceremony Spinach roll with roast beef and salad



## **KONGENS HAVE** **The 7<sup>th</sup> EUROGYM 2010 Amusement Area** **- no. 18 on the map -**

It will be the big amusement-area at the 7<sup>th</sup> EUROGYM 2010.

Kongens Have is placed in the centre of the city, and is a very beautiful area.  
It is also located right opposite to the railway station.

Here the participants can meet up and have a nice time, and you will also find that all bus lines run from here.

### **Activities:**

From Saturday 10<sup>th</sup> July the park area will be open for EUROGYM-participants

Here you will find:

- One of our 4 city-performance venues
- A tent where you can get information about EUROGYM, the city of Odense and Funen
- The tents where Sunday lunch and dinners (cold meals) for Monday, Tuesday and Wednesday are served
- Open area with benches and tables
- Shops where you can buy ice cream, soft drinks, water, tee, coffee, fruit, chocolate and sweets – at an affordable price.
- 7<sup>th</sup> EUROGYM 2010 - merchandise
- Internet café
- Lots of games and funny things, at your disposal for free
- Toilets

Kongens Have is where all EUROGYM-participants enjoy each others company before, between and after the events.

## **Keep updated before and during the 7<sup>th</sup> EUROGYM 2010**

### **Team leaders: Log on to Facebook**

7<sup>th</sup> EUROGYM 2010 is right around the corner, and we are very much looking forward to seeing you and your gymnasts. We wrote to you about a week ago, where we encouraged you to tell your gymnasts about our new site on Facebook “EUROGYM – official page”. We hope that both you and all the gymnasts in your team have gained access to this site – but if you haven’t made it yet, it is not too late.

### **“EUROGYM – official page” is on Facebook**

On “EUROGYM – official page” we will, continuously, post both practical and fun information on 7<sup>th</sup> EUROGYM 2010. You and your gymnastic team will also be able to meet fellow EUROGYM friends from all 24 participating countries, follow your friends’ activities and participate in exciting competitions with great prizes.

During 7<sup>th</sup> EUROGYM 2010 we will produce a DVD that will be filled with not only beautiful gymnastics, but also many of the social activities that will take place before and during 7<sup>th</sup> EUROGYM 2010. To create the best foundation for a successful DVD production, we hope that you will help us encourage your gymnasts to engage actively in 7<sup>th</sup> EUROGYM 2010 by signing up for “EUROGYM – official page”.

### **Stay active**

It is our ambition to get most of the 4.200 participants in 7<sup>th</sup> EUROGYM 2010 to join “EUROGYM – official page”, and we kindly ask you to help us reach this goal.

Once again, we look forward to seeing you and your gymnasts on “EUROGYM – official page” on Facebook.

#### **How to access “EUROGYM – official page”**

1. Log on to facebook.com on the Internet
2. Sign up, if you are not already a member
3. Enter “EUROGYM – official page” into the search field or go directly to [www.facebook.com/eurogympage](http://www.facebook.com/eurogympage)

## Medical Aid

At the accommodation sites, doctors will be on call every night and can be reached by telephone by the responsible person at the accommodation. The doctors will visit if necessary.

During daytime there will be Red Cross first aid officers present at the workshop and performance venues as well as at the Opening and Closing ceremonies and the Galas. At the workshops there will be a first aid package available through the instructor.

The doctor is available for consultation at Idrætshallen in Odense Idrætspark every day (Mon-Thu) between 9:00-14:00. On Sunday the doctor is available in the evening at 17:00-19:00.

### Telephone numbers:

**Medical Service (9:00-14:00) +45 24 87 34 64**

**Medical Service (18.00-8:00) +45 70 11 07 07**

**Odense Hospital: +45 66 11 33 33**

## Group Agenda

Every group leader will receive a group agenda at arrival, including information regarding: Workshop site, transportation, lunch location, performances and excursions, extra arrangements etc. The group agenda is made to fit each group individually and will give the group leader an overview of the week program for the specific group.

It will be possible to see the group agenda prior to arrival in our registration system. You will receive an email when your program is public, and ready for you to access.

## Program

The complete program booklet will be handed out at Eurogym to each participant. In the following you can find some details about the program.

Parade - Sunday the 11<sup>th</sup> July

Starting point for the delegations

### Location: "Munke Mose"

(Gathering of the groups: 17:30 – Parade begins at: 18:00 – Arrival at the Stadium: 19:00)

Germany, Austria, Belgium, Spain, Estonia, Finland, France, Great Britain

### Location: "Flakhaven"

(Gathering of the groups: 17:30 – Parade begins at: 18:00 – Arrival at the Stadium: 19:00)

Greece, Iceland, Italy, Luxembourg, Malta, Norway

### Location: "Kongens Have"

(Gathering of the groups: 17:30 – Parade begins at: 18:00 – Arrival at the Stadium: 19:00)

Netherlands, Portugal, Czech Rep., Slovakia, Slovenia, Sweden, Switzerland, Turkey, Denmark

### Starting points:

Each delegation will gather behind its national flag and sign, at above mentioned starting points. 3 flag bearers, designated by the delegation leader, will carry the flag. Please do not appoint small gymnasts for this task. Delegations will appear in alphabetical order behind the band by country names in French, in rows of 8 people each. The Danish delegation is at the end of the line. The Head of Delegation must arrange these rows, together with the group leaders. Keeping rows of 8 people is the group leader's responsibility during the parade.

The three starting points are located in the city centre.

### **Parade route plan.**

The stadium will be entered by a side gate. The gymnasts will walk to the front of the main grandstand, where the speaker will welcome everyone, and make a presentation of all delegations. The delegations will then be escorted to the grandstands, by guides placed on the stadium. There will be marked areas for every delegation. It is very important that the group leaders assist the guides in finding the right seating area.

Opening of the stadium to the public and officials at 18:00

The opening ceremony will begin when the last group is installed.

After the ceremony, meals will be served on site. Group leaders must pick up the cold meal and it will be possible to eat at the stadium.

### **The ceremony procedure:**

Parade into the stadium, band enters, entertainment by the H.C. Andersen Parade, welcoming speech by the president of the UEG, the deputy major of Odense, the vice president of the Danish sports federation and the president of the local organizing committee, arrival of the official flags of the UEG and Denmark, hoisting of the flags, gymnastics performance by the Academy of physical Education at Ollerup.

### **Evening meal**

Group leaders can collect the group's meal, at Odense Is-stadion (see map), by presenting their accreditation card. Participants can eat their meal at the stadium.

Protect our planet, put your rubbish in a bin.

Return to accommodation between 20:30 and 22:00

Hunderupskolen, Tingløkkeskolen, Dalumskolen, Hjalleseskolen, Munkebjergskolen – **Blue Line**

Risingskolen – **Green Line**

Munkebjergskolen, Kragbjergskolen, Rosengårdskolen, Holluf Pile skolen, OCC Hotel – **Yellow Line**

Tarup Skole, Højstrupskolen, Provstegårdskolen – the schools are close to the stadium, so it is easy to walk back to the school

All hotels except OCC is near to "Kongens Have".

## **7<sup>th</sup> EUROGYM 2010 Gala - Wednesday the 14<sup>th</sup> July**

Two identical sessions will be organised, the first at 18:30 and the second at 21:00.

Please direct all communication concerning the Gala to the Gala choreographer. She is in contact with the Gala responsible from each delegation. The performance of each delegation is limited to 4 minutes, including setting up and packing the apparatus.

The rehearsal schedule will be sent directly to the teams. 3 wildcards will be given during the 7<sup>th</sup> EUROGYM 2010, and the group leaders will be informed directly.

### **Meals:**

Groups participating in the Gala, will have their meal at Holluf Pile Hallen. A detailed plan will be handed out.

All other participants will eat in Kongens Have before going to Arena Fyn. You will find the exact time in your Group Agenda.

### **Watching the show**

Special seats will be appointed to the gymnasts participating in the Gala, so they will be able to see the Gala too.

**To attend the Gala:**

Participants who are not participating in the Gala can attend according to the following plan:

Gala 1 (18.30)	Gala 2 (21.00)
Austria	Belgium
Czech Republic	Denmark
Spain	Estonia
Iceland	Finland
Italy	France
Netherlands	Great Britain
Norway	Germany
Portugal	Greece
Slovenia	Luxembourg
Switzerland	Malta
Sweden	Slovakia
Turkey	

People who do not have an accreditation card can buy tickets at the entrance for € 15,00

**Bus timetable:**

Transportation toward the Arena Fyn to attend the Galas:

**Gala 1:**

From Kongens Have we have additional buses from 17:00-18:00

**Yellow line** can be used as well.

**Gala 2:**

From Kongens Have we have additional buses from 19:30-21:30

**Yellow line** can be used as well.

Return to accommodation:

**Gala 1**

Extra buses and **Yellow Line** will bring you back to Kongens Have, from here please return to your accommodation.

**Gala 2**

The **yellow, red, green** and **blue** bus lines will bring you back to your accommodation.

Participants staying on Holluf Pile Skolen, have to walk (300 metres)

**Closing ceremony - Thursday the 15<sup>th</sup> July**

Closing ceremony (CC) on the 15<sup>th</sup> July from 19:00 – 20:30 at Odense Stadion.

**Enrolments:**

To participate in the closing ceremony, gymnasts can enrol from Wednesday the 14<sup>th</sup> of July 13:00, on the notice board, situated at the secretariat area, by choosing one of their workshops. The enrolment will close the same day at 16:00. Exceptions will be made up until Thursday at 12:00.

**The Closing Ceremony:**

29 of the 35 workshops held during EUROGYM will be represented at this event at Odense Stadion. An obligatory rehearsal will take place in the afternoon, in the stadium area, under the direction of the organisers.

Gymnasts must be at the correct place 10 minutes before their appointed rehearsal time. The participating groups will stay on site until the start of the Closing Ceremony.

The theme for the Closing Ceremony is "The four elements". To give the CC the right spirit and charm, the choreographer wants to give each element a colour. The way we do that is to use T-shirts of different colours. Therefore we kindly ask you to bring T-shirts in the following colours: Blue, white, red and brown. Do not buy anything new, bring what you have.



#### Programme:

1. Presentation of the performances
2. Parade of delegations representatives with their flag
3. Closing speeches by the Vice-President of the UEG
4. Lowering the UEG flag
5. Exit of the delegations

#### Transport to the Closing Ceremony:

There will be extra busses from Kongens Have from 16:30 – 18:30, to Odense Stadion.

#### Evening meal

Each group leader can collect the group's meal, at Odense Is-stadion, see map, by presenting their accreditation card. Participants can eat their meal in the stadium, or in the surroundings.

Protect our planet, put your rubbish in a bin.

#### Return to accommodation between 21:00 and 23:00

Hunderupskolen, Tingløkkeskolen, Dalumskolen, Hjalleseskolen, Munkebjergskolen – **Blue Line**

Risingskolen – **Green Line**

Munkebjergskolen, Kragssbjergskolen, Rosengårdskolen, Holluf Pile skolen, OCC Hotel – **Yellow Line**

Tarup Skole, Højstrupskolen, Provstegårdskolen – the schools are close to the stadium, so it is easy to walk back to the school

All hotels except OCC is near to "Kongens Have".

#### Farewell Party.

Right after the Closing Ceremony has finished, we will make a farewell party at Odense Is-stadion (the lunch site) and in the surrounding area. A DJ will entertain, so you can dance or just have a chat with your new friends

#### Performances

Each performance is allocated 10 minutes, including set up and removal of apparatus. Each group is responsible for both setting up and returning the gymnastics equipment they have used during their performance. Groups must be present 30 minutes before their performance time. They must give their music, CD (only .wav files) to the person in charge at the venue. The name of the group and its code (in English) must be marked on both the CD and its outer cover. We strongly advise you to bring an extra CD, in case of loss. If you choose to use your iPod or your computer, you must control the music by yourself, during the performance.

The performances are arranged in 2 hour blocks, with a break of 10 min.

At each venue, or nearby you will find a dressing room, drinking water, a first aid post and toilets. These dressing rooms will be guarded.

Please also bring your own water in case of warm weather.

The organizing committee takes no responsibility as regards lost or stolen valuables. It will be possible to store valuables with the speaker/music.

#### **Venues with gymnastics apparatus:**

**“Kongens Have”** – the heart of the 7<sup>th</sup> EUROGYM 2010, where we arrange an amusement area. See description of the amusement area on page 11

**“Flakhaven”** – the square in front of the Town Hall

**“Brandts”** – a nice square, in the city center

#### **Venue without apparatus:**

**“Rosengårdcenteret”** – A big mall with a big square for the performances. Only dancing groups will be located here.

### **Forum**

We are happy to announce that many people have signed up for the Forums and the skilled instructors are looking forward to giving you inspiration and a good experience during the Forum course. In each Forum you will receive theory documentation and a certification on your participation in the course. There will be practical activities, so please be ready for that.

#### **Forum: Video feedback**

If possible bring your own notebook (Windows) or Mac (with Windows). It will be great if your computer is equipped with a camera, otherwise you can bring a video camera and connect it to your computer through a firewire cable.

To save time we will ask you to download and install the programme before the Forum workshop

Download the programme here:

[http://www.video4coach.com/index.php?option=com\\_content&view=article&id=18&Itemid=6&lang=en](http://www.video4coach.com/index.php?option=com_content&view=article&id=18&Itemid=6&lang=en)

Read more about Skillcapture here:

[http://www.video4coach.com/index.php?option=com\\_content&view=article&id=12&Itemid=3&lang=en](http://www.video4coach.com/index.php?option=com_content&view=article&id=12&Itemid=3&lang=en)

### **Workshops**

Gymnasts will attend 1-2 workshops each mornings. There will be a 30 min. break between the 2 workshops, to rest and to allow for time to move to the second venue.

Gymnasts must arrive in an outfit suitable for the workshop in question, fx sport shoes for the indoor and outdoor activities and swimwear for water activities (Big Splash). Please note, that outdoor shoes are not allowed indoors. Please bring indoor shoes for indoor activities.

At the workshop venues there will be guides and signs telling you where to go and where to find your workshop. After the first workshop of the day, you have to locate the guides yet again, in order for you to locate the second workshop.

#### **Organisation rules – attendance of the groups will be monitored.**

Safety rules – Gymnasts are under responsibility of the qualified activity leaders during a workshop session.

The activity leader will be responsible for excluding any participant who does not respect the safety rules.

## Zoo on Monday the 13<sup>th</sup> July

All EUROGYM participants are invited to the Zoo in Odense on Tuesday the 13<sup>th</sup> of July from 19:00 – for free.

There will be a big garden party on Monday the 13<sup>th</sup> at 19:30-21:30. Gymnastics performances will take place at the party.

Monday afternoon, some of the groups will have there group performance at the ZOO.

There is a plastic floor (3cm high) with a carpet (14m x 14m x 0,03m), and normal equipment is provided (as in Odense).

## Concert on Tuesday the 14<sup>th</sup> July

All participants are offered an open air concert at Brandts on Tuesday the 14<sup>th</sup> July at 19:30.

Brandts is one of the city performance venues.

Read more about this opportunity in the programme.

## Meetings

### Delegation leaders

Each morning from 8:00-9:00 the Head of Delegation (2 people per delegation maximum) are expected to attend an information meeting, organized by the OC and UEG at the Odense Congress Center (Room 26). The purpose of these meetings is to furnish more detailed information about the daily schedules.

### Info meeting (Group Leader meeting)

There is going to be an info meeting to all the group leaders on Sunday the 12<sup>th</sup> July at Odense Congress Center (Room 26) at 15:00. After the meeting there will be a short meeting for the group leaders and the choreographer of the Gala teams.

### Receptions

The Local Organizing Committee and the town of Odense will be honoured by the presence of the Head of delegations at various official receptions. Detailed information will be given at your arrival and during the 7<sup>th</sup> EUROGYM 2010.

## Coast city performances

Some teams will have an extra performance in one of the beautiful cities located at the coast of Funen. In the following please find a little presentation of these coast cities.

In your group agenda you will find the information as to where and when departure for your coast city performance will take place. You will also meet guides on the buses.

The equipment will be the same as in Odense. The floor will be of plastic (3 cm high) with a carpet on top (14 mx14mx0,03m).

### Welcome to Middelfart.

From the earliest days, Middelfart has cared for travellers. Middelfart was a natural stop when passing of the Little Belt. The Little Belt bridges succeeded the ferry period – and you can use them free of charge.

In Middelfart we still care for our guests: the old market town is the fourth largest conference city in Denmark, and we have one of the best ranges of hotels and facilities. And we have room for our many holiday guests as well.

### Welcome to Nyborg – the Centre of good Experiences

Nyborg combines past and present in the finest possible way. The town of Nyborg is a historic royal borough with many historic and cultural sights, among others Nyborg Castle. You can enjoy concerts, see plays performed on the oldest open-air stage in Denmark, sample the delights of woodland and beach, go for a walk in the park at Strandvænget Park and playground or visit the old royal castle. The castle is located in the west edge of the town centre not far from the nice shopping area with many different stores, restaurants and cafés. If you need to cool off you can visit Nyborg Indoor Aqualand where you can work out in the gym or take a swim in the pool with your teammates.

We are looking forward to seeing you in Nyborg on July 13<sup>th</sup>.

### Welcome to Faaborg

A small town in south Funen known as Faaborg is surrounded by beautiful nature and popular areas such as the Svanninge Bakker also known as the Alps of the Southern Funen. Svanninge Bakker offers a beautiful view of the South Funen Archipelago, lovely hiking, biking and golf opportunities. Svanninge Bakker is also the home of the biggest nature playground for children and adults. The Archipelago also offers a number of activities on the sea and boating trips to the Islands: Bjørnø, Lyø and Avernakø. The main street of Faaborg invites you to a traditional Danish shopping trip or a visit to one of the town's popular cafés and restaurants known for Faaborg regional food specialties. In the summer nights the town watchmen walks through the town telling stories about the history of the town.

For further information about the area visit our website at [www.visitfaaborg-midtfyn.dk](http://www.visitfaaborg-midtfyn.dk)

### Welcome to Bogense

Bogense is the smallest and coziest market town on Funen. Located right next to the sea, it thrived as a harbour city in its earliest days. It still has a nice marina which is known as the best marina in Denmark, where lots of different ships can be seen.

The beach is nice, and there's a beautiful view over the sea and the small isles spread along the coastline.

The city has celebrated its 800<sup>th</sup> birthday, and the cute, old houses are well worth a look. You can find the smallest house in Denmark located right next to the town square. Bogense is a nice city to visit, as there are many opportunities to shop – you can find everything you need in this small town. There are also many restaurants and other places that offer a lot of different food. The town brook winding through the town puts a finishing touch to the picturesque surroundings. Don't miss one of the town attractions – the Manneken Pis statue, which is a replica of the Manneken Pis statue in Brussels, and was donated by a wealthy citizen in gratitude to his hometown where he was adopted.

The old water tower is also worth visiting, as you can enjoy the view of the sea as well as various art exhibitions.

### Assens is fine and filled with opportunities

Assens is a provincial town first established around the 12th century.

Way back when, the city was often visited by the King and the royal courts on their way to Jutland, and cattle was shipped to Germany from the harbour.

At present time the town is a very busy commercial centre.





The town is situated close to the sea and has both a commercial harbour and a large marina.

In the city you can buy almost everything, and enjoy the pedestrian street which runs through the city. It will take no more than a 5–10 minutes walk to reach the beautiful recreational beaches, forests and parks.

If you like fishing, the Little Belt is filled with salmon and trout.

The town is also known as birthplace of the famous naval hero Peter Willemoes, who fought against Lord Nelson in the year 1801.

You can take the ferry to Bågø a small island in the little belt, where you can enjoy a unique nature.



## Merchandise

During the 7<sup>th</sup> EUROGYM 2010 it will be possible to buy different merchandise. For example we offer the official 7<sup>th</sup> EUROGYM 2010 T-shirt (price € 20,00) in a superior quality with the 7<sup>th</sup> EUROGYM 2010 logo. Or you can buy a jacket with a logo on the back (price € 30,00). Both the T-shirt and the jacket are black.

There will be miscellaneous gymnastics clothing, hand apparatus, gymnastics jewellery and of course the 7<sup>th</sup> EUROGYM pin (price € 3,50).



The merchandise will be sold from the shop at "Kongens Have" (the amusement area), which will be open all days during the event, plus at the workshop areas.

## Sale of Gymnastics Equipment

All equipment used at the EUROGYM 2010 is for sale.

Equipment are Airtrack Pro 15 meter, Landing mats 2x4x0,3 meter, mini trampolines, springboard and much more. Require prices by e-mailing [jp@eurogym.dk](mailto:jp@eurogym.dk) or by phone +45 57641266



## Practical Information

### Wireless internet at the schools

If you have a laptop, you can bring it to Odense. Almost all of the schools require a code to enter the wireless internet, which you will receive at your arrival to the school.

Tarupskolen	OK
Hunderupskolen	OK
Risingeskolen	OK
Holluf Pile Skole	OK
Tingløkkeskolen	OK
Rosengårdskolen	OK
Munkebjergskolen	OK
Højstrupskolen	OK - no code required
Prostegårdskolen	OK
Hjallese skolen	OK
Dalumskolen	No wireless internet
Kragssbjergskolen	OK

There is also a possibility to use the internet café at Kongens Have.

### Danish Currency

The Danish currency is called "kroner". One krone equals 0.13 euros. You can exchange currency in banks. Many shops accept Euros, but your change will be paid out in kroner.

## Insurance

All participants at the 7<sup>th</sup> EUROGYM 2010 who have bought insurance through the Danish Gymnastics Federation, must be aware, that the insurance is valid from 10<sup>th</sup> July to the 16<sup>th</sup> July, both days included.

Participants/delegations with this insurance who arrives before the 10<sup>th</sup> July and/or leaves later than the 16<sup>th</sup> July, and therefore needs insurance before/after the event can contact [maria.stjerne.hansen@eurogym2010.com](mailto:maria.stjerne.hansen@eurogym2010.com) in order to buy insurance for the extra days.

Information about the insurance will be handed out to the Head of Delegation.

Do you have questions regarding the insurance do not hesitate to contact us at [info@eurogym2010.com](mailto:info@eurogym2010.com)

## Presentation of the keypersons during the 7<sup>th</sup> EUROGYM 2010

### How to recognize the keypersons?

All the keypersons will wear a blue t-shirt. Do not hesitate to contact them, for your questions.

Schools: Lene M. Sørensen

Meals: Maria Have (breakfasts), Poul Erik Hansen (lunch at Holluf Pile skolen), Laila Petersen (lunch and dinner at Idrætsparken)

Transportation: Steen Petersen

First aid: Bettina Knudsen

Kongens Have (the amusement area): Claus Rasmussen

Parade and Opening ceremony: Marianne Sjøberg and Bente Skov (logistics), Torben Iversen (HCA parade), Gymnastikhøjskolen Ollerup (the programme of the Opening ceremony)

Closing ceremony: Niels Henrik Nielsen (Ollerup)

Workshops and Forum: Helge Fisker and Julia Hirsch

Coast city performances: Ole Rasmussen

EUROGYM gala: Karina V. Jensen

Equipment: Jørgen Brandt

Sound equipment: Jørgen Galsgaard

## The 7<sup>th</sup> EUROGYM 2010 Secretariat

The secretariat is located at Højstrupvej 5 in the hall of Odense Idrætspark

At the secretariat you can find information about:

- Medical assistance
- Tickets for the ceremonies and the Gala
- Discount Tickets for the Open Air Pool
- Hotel requests
- Transportation
- Lost and found

The secretariat is divided in three sections, one for each of following categories:

- Head of delegations
- Participants and others
- Crew

### Opening hours:

Friday.....	9/7 .....	8.00 – 20.00
Saturday .....	10/7 .....	9.00 – 18.00
Sunday.....	11/7 .....	9.00 – 17.00
Monday .....	12/7 .....	9.00 – 18.00
Tuesday.....	13/7 .....	9.00 – 18.00
Wednesday.....	14/7 .....	9.00 – 18.00
Thursday .....	15/7 .....	9.00 – 18.00
Friday.....	16/7 .....	9.00 – 12.00

### Phone number for the secretariat is

**+45 24 87 35 08**

The phone has the same opening hours as the secretariat.

**Welcome to Denmark,  
Welcome to Odense,  
Welcome to the 7th EUROGYM 2010!**

